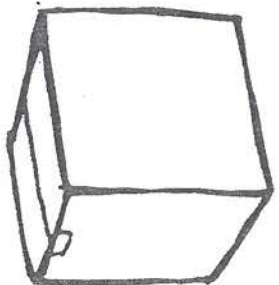
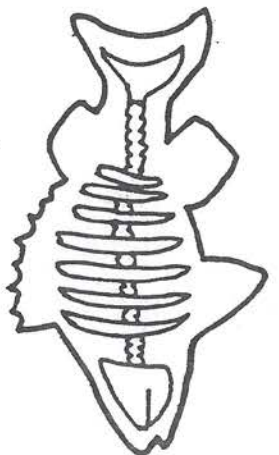


Handwriting practice lines for the letter 'X'. Each row consists of a solid top line, a dashed middle line, and a solid bottom line.

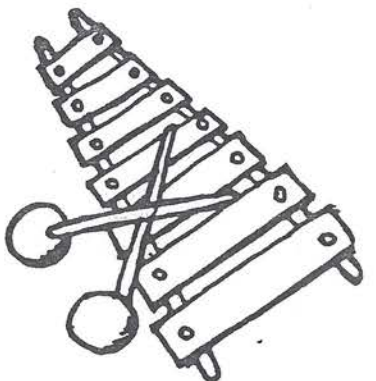
- Row 1: A large 'X' with numbered arrows (1 and 2) indicating the stroke order: down-right then up-right.
- Row 2: A series of 'X's for tracing, starting with a large one and followed by smaller ones.
- Row 3: A series of 'X's for tracing, starting with a large one and followed by smaller ones.
- Row 4: A series of 'X's for tracing, starting with a large one and followed by smaller ones.
- Row 5: A series of 'X's for tracing, starting with a large one and followed by smaller ones.
- Row 6: A series of 'X's for tracing, starting with a large one and followed by smaller ones.
- Row 7: A series of 'X's for tracing, starting with a large one and followed by smaller ones.
- Row 8: A series of 'X's for tracing, starting with a large one and followed by smaller ones.



box



x-ray fish



xylophone



fox